



TANGERINE ONLINE Traveler Quick Start Guide

GET STARTED - CREATE A TRAVELER PROFILE

Access [Request Credentials](#) form and *Submit*

- User name and login link will be sent via welcome email
 - **NOTE:** Email will arrive from "notification@gtp-marketplace.com"- Check Other or Junk Folder
- You will be prompted to change your first-time password

LOG IN

Once you have your credentials go to:

www.atriis.app/signin

- Enter your user name (email) & password
- Select *Log in*

UPDATE TRAVELER PROFILE

Select Your User Icon

- Add the required information
 - Full name as it appears on credentials, date of birth, cell phone, etc
- For detailed instructions on How To Update Your Profile, click [here](#) or visit www.tangerinetravel.com/uw

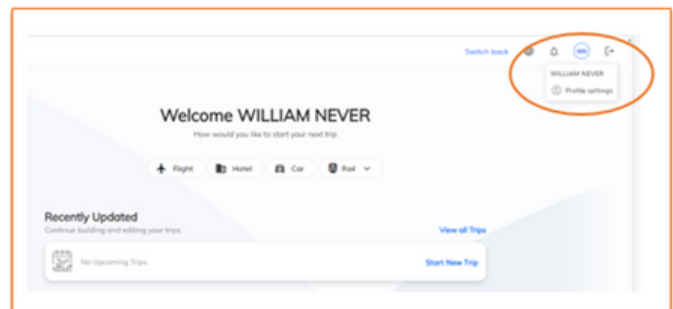
START BOOKING

Click on *Start a New Trip*

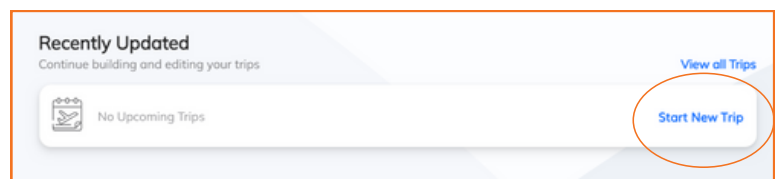
- Select type of travel - Air, Hotel, or Car
- Enter search parameters
- Click Search to proceed

NOTE: Travel Arrangers, please follow the instructions for Search + Add Traveler before moving to the next step.

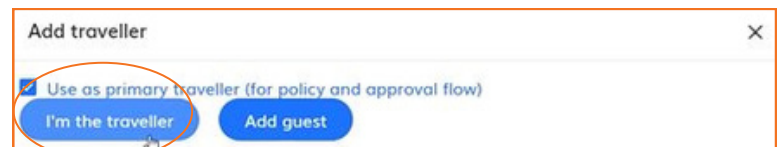
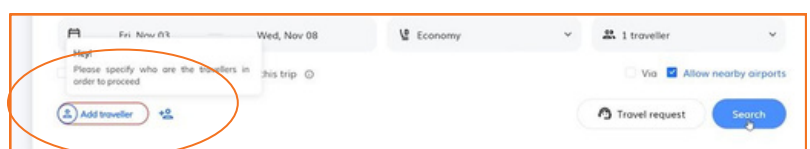
User Icon



Start a New Trip



Search + Add Traveler



NOTICE:

You will be prompted to update your profile if required fields are missing.
Visit "How to Update Profile" for more information

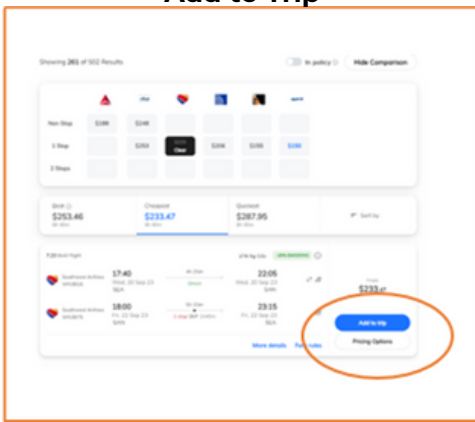
Please fill all required fields which are marked

Save Contact Information

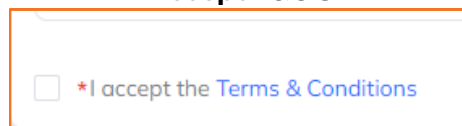
COMPLETE YOUR BOOKING

- Make your selections and *Add to Trip*
- *Proceed to Checkout* or *Add More Services*
- *Accept the Terms & Conditions for each - Air, Car, & Hotel*
- Proceed to Checkout

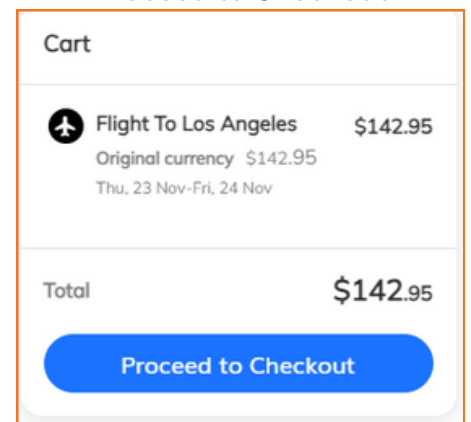
Add to Trip



Accept T&C'S



Proceed to Checkout



Switch Back to Old UI

SWITCH TO OLD UI ANYTIME



Tangerine Travel, Ltd.

10808 NE 145th Street, Bothell, WA - 98011
www.tangerinetravel.com

For reservations: anytime – 24/7 service via phone
1-800-678-8202

Online Booking Help Desk:
onlinesupport@tangerinetravel.com (M-F)